Craven

2013 Child Health County Data Card

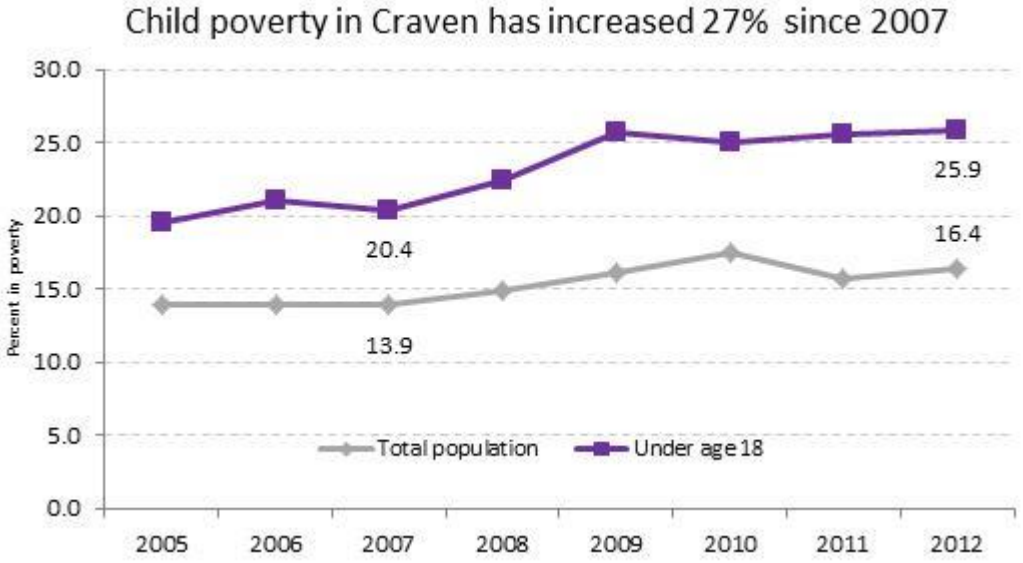

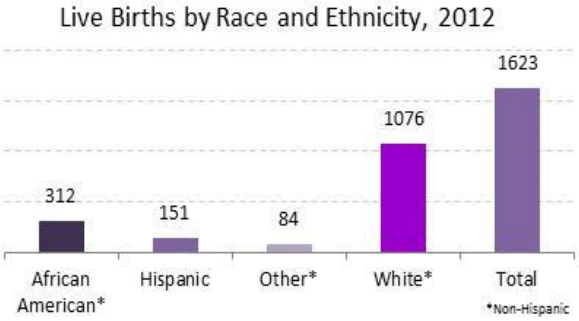

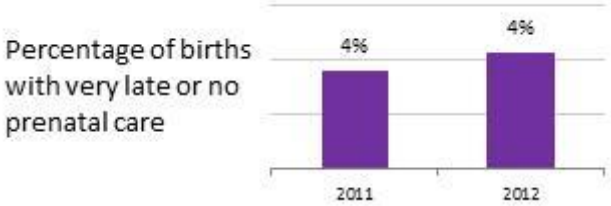

DEMOGRAPHICS

	CRAVEN		Percent Change	Trend	NORTH CAROLINA	
	Base	Current			Base	Current
Total population (2007, 2010)	97,709	105,080	7.5%	-	9,090,572	9,765,229
Under age 5	7,015	7,597	8.3%	-	616,945	619,940
Under age 18	23,218	23,795	2.5%	-	2,219,168	2,286,528
Child population by race and ethnicity (2007, 2012)						
*Asian and Pacific Islander**	533	732	37.3%	-	54,838	67,835
*American Indian**	110	135	22.7%	-	31,947	31,530
*Black**	6,656	6,464	-2.9%	-	567,378	570,777
Hispanic	1,833	2,335	27.4%	-	255,897	329,913
*White**	14,086	14,129	0.3%	-	1,309,108	1,286,473
**Non-Hispanic*						
Median household income in 2012 dollars (2007, 2012)	$48,973	$47,087	-3.9%	No Change	$49,577	$45,195

ACCESS TO CARE AND PREVENTIVE HEALTH

	CRAVEN		Percent Change	Trend	NORTH CAROLINA	
	Base	Current			Base	Current
Public health enrollment (in December) (2007, 2012):	8,517	10,385	21.9%	Better	896,792	1,135,016
Medicaid	7,343	8,943	21.8%	Better	770,612	978,640
NC Health Choice	1,174	1,442	22.8%	Better	126,180	156,376
Medicaid enrolled children receiving preventive care (2012)	N/A	62.5%	-	-	N/A	59.2%
Children ages 0-3 enrolled in early intervention services (2007, 2012)	136	191	40.4%	Better	15,048	19,664
Lead: Percent of children ages 1-2 (2006, 2011)						
Screened for elevated blood levels	63.1%	64.3%	1.9%	No Change	42.8%	52.0%
Found to have elevated blood lead levels	0.6%	0.4%	-33.3%	Better	0.8%	0.4%
Asthma hospital discharges per 100,00 children ages 0-14 (2007, 2012)	132.1	89.0	-32.6%	Better	166.2	163.7
Medicaid-eligible children enrolled for at least 6 months who use dental services (2007, 2012)						
Ages 1-5	61.6%	72.3%	17.4%	Better	47.0%	61.0%
Ages 6-14	51.2%	66.5%	29.8%	Better	57.0%	67.0%
Ages 15-20	43.6%	48.2%	10.6%	Better	45.0%	51.0%

DEATH AND INJURY

	CRAVEN		Percent Change	Trend	NORTH CAROLINA	
	Base	Current			Base	Current
Infant mortality per 1,000 live births (2007, 2012)	11.2	9.2	-17.9%	Better	8.5	7.4
Child deaths under age 18: (2007,2012)	24	17	-	-	75.1	58.6
Motor vehicle-related	2	0	-	-	142	108
Drowning	0	0	-	-	26	29
Fire/Burn	0	0	-	-	24	8
Bicycle	0	0	-	-	4	2
Suicide	0	0	-	-	26	35
Homicide	0	0	-	-	61	47
Firearm	0	0	-	-	52	36

	CRAVEN		Percent	Trend	NORTH CAROLINA	
Poisoning	0	0	-	-	17	13
Number of children (2007, 2012)						
Investigated for abuse or neglect	1,515	1,445	-	-	122,369	133,949
Substantiated as victims of abuse or neglect	143	52	-	-	14,522	11,170
Recommended services	242	213	-	-	19,632	22,931
Recurrence of maltreatment	6.3	7.7	*	-	7.0	7.1
Confirmed child deaths due to abuse	0	0	-	-	25	28

SOCIAL DETERMINANTS AND HEALTH RISKS

	CRAVEN		Percent Change	Trend	NORTH CAROLINA	
	Base	Current			Base	Current
Babies born to mothers who smoke (2012)	NO DATA	8.6%	-	-	NO DATA	10.6
Low birthweight births (2007, 2012)	8.6	7.7	-10.5%	Better	9.2	8.9
Four-Year cohort graduation rate (2006-07, 2011-12)	73.4%	85.6%	16.6%	Better	69.5%	80.4%
Unemployment rate (2007, 2012)	4.3%	9.7%	125.6%	Worse	4.8%	9.5%
Food insecurity (2011)						
Total population	NO DATA	18.7%	-	-	-	19.3%
Under age 18	NO DATA	27.2%				27.3%
Teen pregnancies per 1,000 girls ages 15-17 (2007, 2012)	34.2	23.3	-31.9	Better	34.8	19.7

(-) Trends are not presented for data points involving few events, or for certain population counts
(*) Low number event

Data Notes and Sources

Note: Rates based on small numbers should be interpreted with caution. Percent change and trends have not been provided for rates with a numerator smaller than 10 events, or for population counts involving few cases. Indicators with trends described as *Better* or *Worse* experienced a change of more than 5% during the period. A percentage change of 5% or less is described as *No Change.* Changes in methodology prevent comparison of some indicators over time. For questions about this data, contact Laila A. Bell at laila@ncchild.org.

DEMOGRAPHICS

Population: Population Reference Bureau, analysis of Centers for Disease Control (CDC), National Center for Health Statistics (NCHS), "Vintage 2012 Bridged-Race Postcensal Population Estimates," and "July 1, 2000-July 2009 Revised Bridged-Race Intercensal Population Estimates," data files prepared under a collaborative agreement between CDC/NCHS and the U.S. Census Bureau. Available online at http://www.cdc.gov/nchs/nvss/bridged_race/data_documentation.htm#vintage2012; *Median household income and Poverty:* U.S. Census Bureau, Small Area Income and Poverty Estimates. Available online at: http://www.census.gov/did/www/saipe/data/interactive/ Income calculated as real dollars using the U.S. Department of Labor Bureau of Labor Statistics annual average Consumer Price Index for 2007 (207.32) and 2012 (229.594).

ACCESS TO CARE AND PREVENTIVE HEALTH

Public health enrollment: Division of Medical Assistance, North Carolina Department of Health and Human Services. Special data request in August 2013; *Medicaid-enrolled children receiving preventive care:* Calculated using data from the Division of Medical Assistance, North Carolina Department of Health and Human Services. Health Check Participation Data. Available online at: http://www.dhhs.state.nc.us/dma/healthcheck; *Children enrolled in early intervention services:* Women and Children's Health Section, Division of Public Health, North Carolina Department of Health and Human Services. Special data request in August 2013; *Lead:* North Carolina Childhood Lead Poisoning Prevention Program, Department of Environment and Natural Resources. 2012 data were not available at time of publication; *Asthma hospital discharges:* State Center for Health Statistics, North Carolina Department of Health and Human Services. County Health Data Book. Available online at: http://www.schs.state.nc.us/SCHS/about/chai.html; *Medicaid-eligible children using dental services:* Division of Medical Assistance, North Carolina Department of Health and Human Services. Special data request in August 2013.

DEATH AND INJURY

Infant mortality: State Center for Health Statistics, North Carolina Department of Health and Human Services. Table 1. Available online at: http://www.schs.state.nc.us/SCHS/data/vitalstats.cfm; *Child fatality and deaths due to injury:* State Center for Health Statistics, North Carolina Department of Health and Human Services. Available online at: http://www.schs.state.nc.us/SCHS/data/vitalstats.cfm; *Child abuse, neglect and recurrence of maltreatment:* Duncan, D.F., Kum, H.C., Flair, K.A., Stewart, C.J., Vaughn, J., Bauer, R, and Reese, J. (2013). Management Assistance for Child Welfare, Work First, and Food & Nutrition Services in North Carolina. Special data request in July 2013. Data available online from the University of North Carolina at Chapel Hill Jordan Institute for Families website. URL:http://ssw.unc.edu/cw; *Firearm Deaths and child abuse and neglect homicides:* North Carolina Child Fatality Prevention Team, Office of the Chief Medical Examiner, North Carolina Department of Health and Human Services. Special data request in August 2013.

SOCIAL DETERMINANTS AND HEALTH RISKS

Babies born to mothers who smoke: State Center for Health Statistics, North Carolina Department of Health and Human Services. Special data request, August 2013. *Low birthweight babies and Infant live births:* State Center for Health Statistics, North Carolina Department of Health and Human Services. Table 1 and 10. Available online at: http://www.schs.state.nc.us/SCHS/data/vitalstats.cfm; *Four-year cohort graduation rate:* North Carolina Department of Public Instruction. State Four-Year Cohort Graduation Rate. Available online at http://www.ncpublicschools.org/graduate/statistics/; *Unemployment rate:* U.S. Department of Labor Bureau of Labor Statistics. Local Area Unemployment Statistics. Available online at http://www.bls.gov/lau/; *Food insecurity:* Feeding America. Map the Meal Gap, 2011. Available online at http://feedingamerica.org/hunger-in-america/hunger-studies/map-the-meal-gap.aspx; *Teen pregnancies:* State Center for Health Statistics, North Carolina Department of Health and Human Services. North Carolina Reported Pregnancies. Available online at http://www.schs.state.nc.us/SCHS/data/vitalstats.cfm.